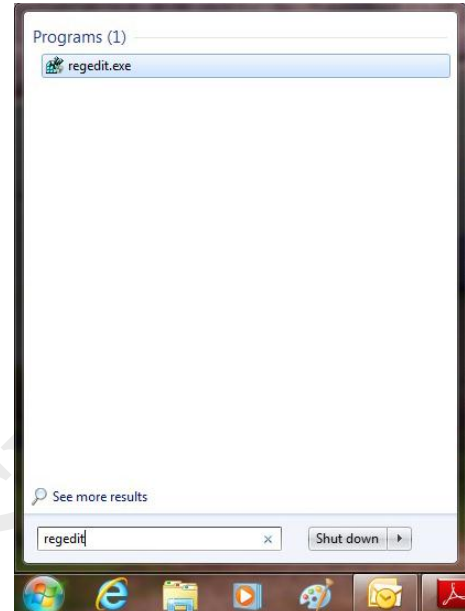


Works Order Processing- Documents button coming up with Object Variable or With Block Variable Not Set.

1. Select the Start Icon and in the search engine write “regedit”

2. Run “regedit.exe”



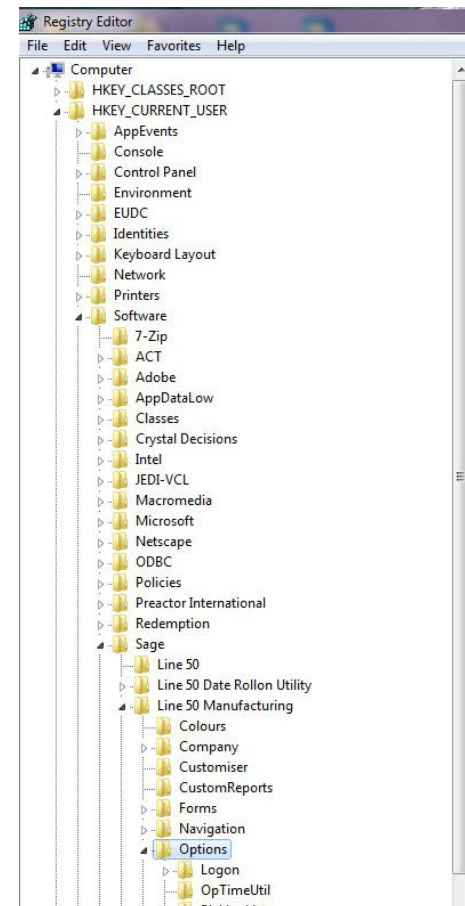
3. Expand >HKEY_Current_User

4. Expand >Software

5. Expand >Sage

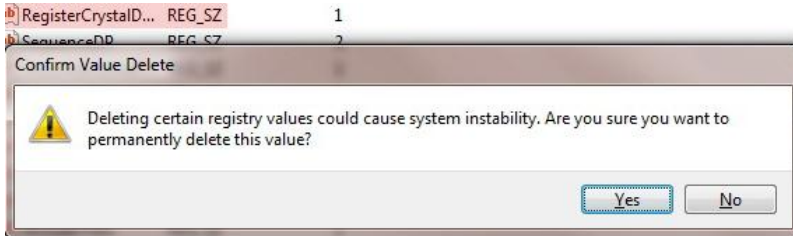
6. Expand >Line 50 Manufacturing

7. Highlight >Options



Works Order Processing- Documents button coming up with Object Variable or With Block Variable Not Set.

8. **Delete** the RegisterCrystalDlls file.



Name	Type	Data
(Default)	REG_SZ	(value not set)
BomView	REG_SZ	1
CartonLabel	REG_SZ	
CompanyName	REG_SZ	Engineering Company
DefaultBackupP...	REG_SZ	C:\Users\Red Business Systems\Documents
DialogsToolbarB...	REG_SZ	1
EstimateView	REG_SZ	1
GrnView	REG_SZ	1
ListsToolBarButt...	REG_SZ	1
MpsCalendarBasis	REG_SZ	0
MpsCalendarDe...	REG_SZ	1
MpsCalendarFre...	REG_SZ	1
MpsView	REG_SZ	1
MrpCalendarBasis	REG_SZ	0
MrpCalendarDe...	REG_SZ	1
MrpCalendarFre...	REG_SZ	1
MrpView	REG_SZ	1
NoDepts	REG_SZ	999
NoStkCats	REG_SZ	100
OpTimesMonito...	REG_SZ	2
PickingListPick...	REG_SZ	30
PlanView	REG_SZ	1
QtyDP	REG_SZ	3
QuickFilterDefa...	REG_SZ	1
QuickFilterGetV...	REG_SZ	0
RegisterCrystalD...	REG_SZ	1
SequenceDP	REG_SZ	2
ShowWelcomeP...	REG_SZ	1
SuppressBackup...	REG_SZ	0
UnitDP	REG_SZ	2
WebAddress	REG_SZ	www.sage.co.uk
WeightLabel	REG_SZ	
WOrderOrderVi...	REG_SZ	0
WOrderView	REG_SZ	1

9. **Close** The Registry Editor

10. **Run** Sage 50 manufacturing as **ADMINISTRATOR**.

